



Leslie Gertsch

Harvesting NEOs: The Mining Engineering Perspective



Outline

- Mining terms
- Small-body classification for mining
- Unit operations
- Stages in the life of an asteroid mine
- Mining methods

Mining

- mining = extraction of geologic materials for use
- mining engineering = applying science, engineering fundamentals, and appropriate technology to recover geologic materials

Mining Terms

- mineral deposit = a naturally occurring concentration of geologic material
 - ore = anything that can be mined for a net benefit
 - may include one or several target substances
 - most mineral deposits are not ore, because
 - the concentrated material is not of interest; or
 - the deposit is too small; or
 - the material is in an un-extractable form
 - gangue = unwanted material intermixed with the target substance

More Mining Terms

- reserves vs. resources
 - reserves = ore known to exist, and available to mine
 - resources = potential ore
- recovery = proportion of in-place target substance that can be separated from waste material
- dilution = amount of waste material inextricably bound to target substance

Small-Body Classification for Mining

Apply to All Asteroids and Comets

- Group 0. Ice composites
 - Very weak, mostly ices with or without organic compounds.
- Group 1. Friable rock
 - Similar to Group 0, but with low volatile amounts. Weak.
- Group 2. Hard rock
 - Strong and brittle, the most similar to materials encountered in terrestrial mining practice.
- Group 3. Metallic:
 - 3a. Massive metal – may be ductile.
 - 3b. Rock-metal composites – would fracture mainly at rock-metal interfaces.

Group 0 Example: Comet Churyumov-Gerasimenko




Group 1 Example: Mathilde(?)



Group 2 Example: Ida(?)



Group 3b Example: Lutetia(?)



Unit Operations

Mining Unit Operations

- generic fundamental activities to acquire ore while minimizing handling of gangue
- terrestrial basics:
 - fragmentation – detach ore from surrounding mass
 - excavation – remove ore from surroundings – often combined with fragmentation
 - transportation – move ore through the process
 - beneficiation – increase the concentration of target substance
 - support activities

Fundamental Constraints

- terrestrial:
 - unidirectional, constant-magnitude gravity vector
 - energy scarcity
 - mass abundance
 - difficult deposit access
 - originally derived from human physical capabilities
- asteroids:
 - variable gravity vector
 - energy abundance
 - launch mass limitations
 - difficult location access
 - difficult human participation

Example: Sand & Gravel Pit

- fragmentation, excavation, and some transportation accomplished by track hoes
- beneficiation is by simple size separation
- further transportation is by truck
- site maintenance is by bulldozer



Example: Large Open-Pit Gold Mine

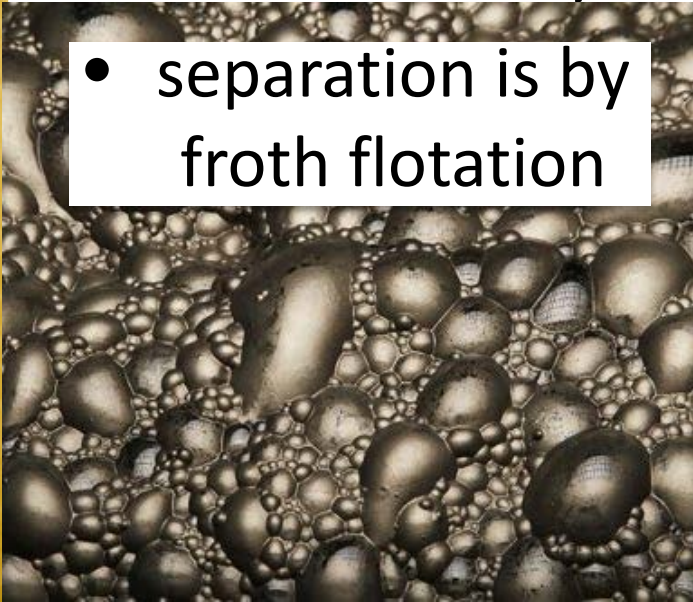
- fragmentation is by drilling-and-blasting
- excavation is by hydraulic excavator
- transport is by truck
- liberation is by crushing and grinding
- separation is by carbon adsorption & cyanide leaching



Example: Underground Copper Mine

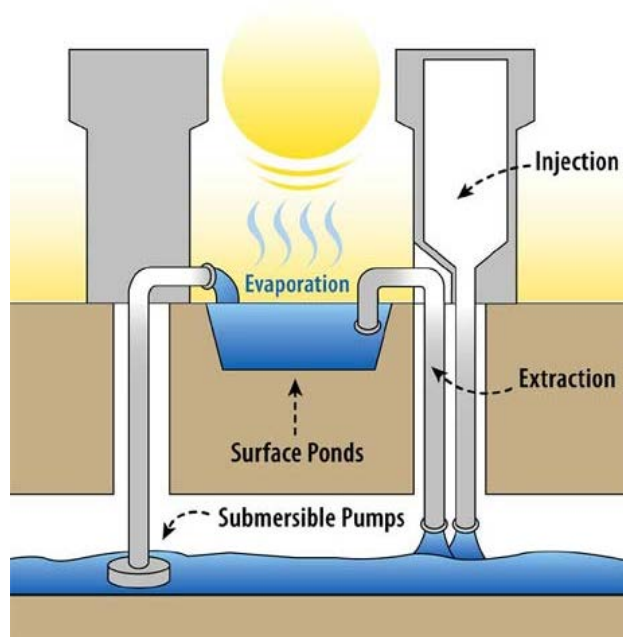
- fragmentation is by drilling-and-blasting
- excavation is by load-haul-dump
- transportation is by truck, conveyor, & hoist
- liberation is by crushing and grinding

- separation is by froth flotation



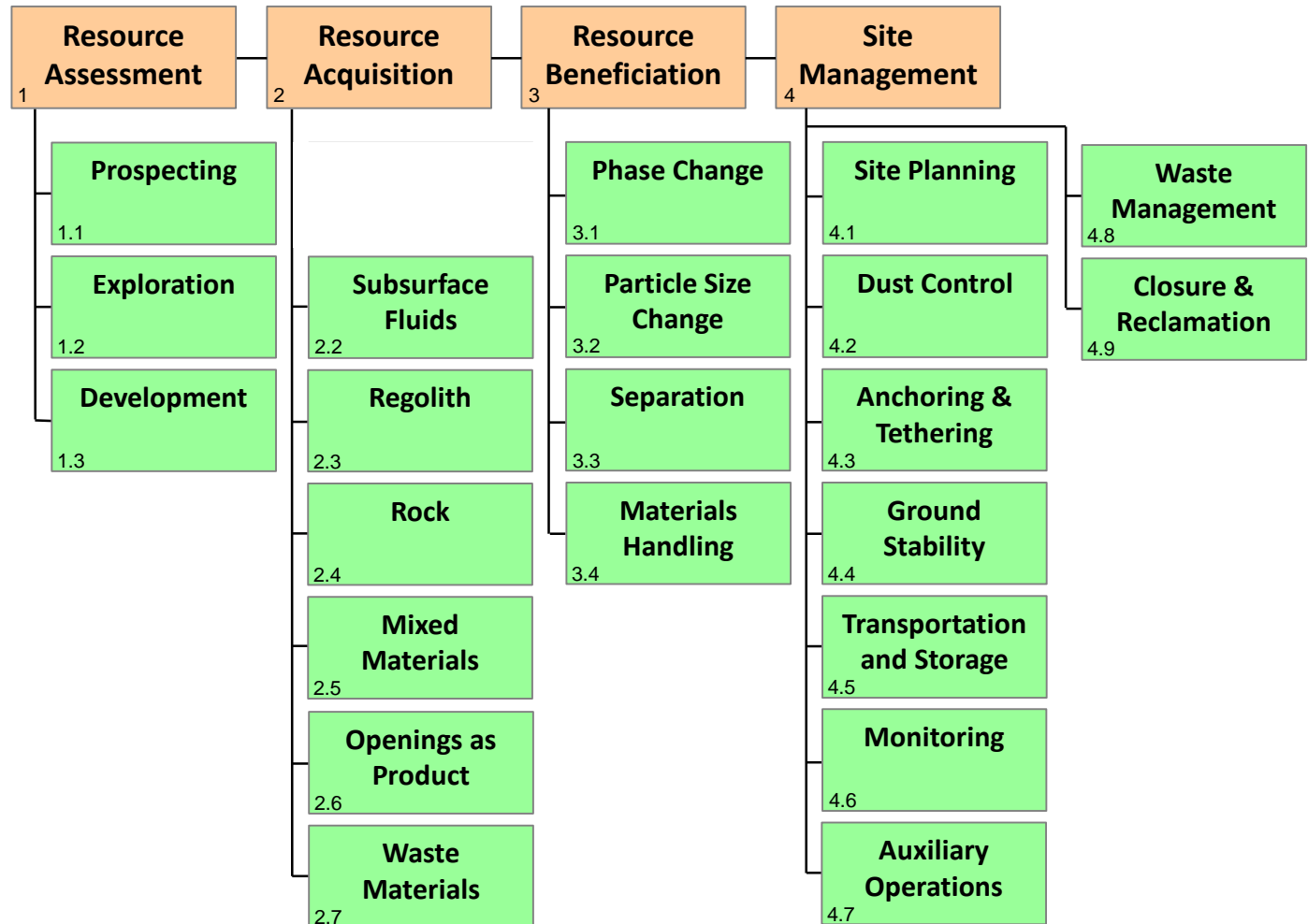
Example: Underground Salt Mine

- liberation is by chemical dissolution
- transport is by slurry pipeline
- concentration is by evaporative precipitation



Stages in the Life of an Asteroid Mine

Asteroid Mining Phases



Asteroid Mining Sequence:

Prospecting

1. **decide on target substance**
2. **locate target NEOs**
3. gain access to NEO
4. characterize NEO
5. prepare NEO
6. mining operations
7. ore beneficiation
8. transport
9. closure & reclamation

Asteroid Mining Sequence:

Exploration

1. decide on target substance
2. locate target NEOs
- 3. gain access to NEO**
- 4. characterize NEO**
 - a) surface properties**
 - b) internal properties**
 - c) orbital properties**
5. prepare NEO
6. mining operations
7. ore beneficiation
8. transport
9. closure & reclamation

Asteroid Mining Sequence:

Development

1. decide on target substance
2. locate target NEOs
3. gain access to NEO
4. characterize NEO
- 5. prepare NEO**
 - a) anchor and tether**
 - b) control NEO motion**
 - c) restrain NEO**
 - d) install operations platforms**
 - e) bag all or part of NEO**
 - f) install support equipment**
6. mining operations
7. ore beneficiation
8. transport
9. closure & reclamation

Asteroid Mining Sequence:

Acquisition

1. decide on target substance
2. locate target NEOs
3. gain access to NEO
4. characterize NEO
5. prepare NEO
- 6. mining operations**
 - a) access the ore**
 - b) remove the ore**
7. ore beneficiation
8. transport
9. closure & reclamation

Asteroid Mining Sequence:

Beneficiation

1. decide on target substance
2. locate target NEOs
3. gain access to NEO
4. characterize NEO
5. prepare NEO
6. mining operations
- 7. ore beneficiation**
 - a) liberation**
 - b) separation**
8. transport
9. closure & reclamation

Asteroid Mining Sequence:

Transport

1. decide on target substance
2. locate target NEOs
3. gain access to NEO
4. characterize NEO
5. prepare NEO
6. mining operations
7. ore beneficiation
- 8. transport**
 - a) supplies & support**
 - b) mining**
 - c) processing**
 - d) marketing**
9. closure & reclamation

Asteroid Mining Sequence: **Closure**

1. decide on target substance
2. locate target NEOs
3. gain access to NEO
4. characterize NEO
5. prepare NEO
6. mining operations
7. ore beneficiation
8. transport
- 9. closure & reclamation**
 - a) remove/recycle equipment**
 - b) prevent future problems**

Mining Methods

Mining Method

- how the unit operations are accomplished for a given deposit type
 - same unit operations can be accomplished by various technologies
 - take advantage of environment and orebody characteristics – terrestrial examples:
 - block caving uses gravity and the fracturability of the rock mass to fragment and excavate the ore
 - longwall mining uses differences in fracturability of coal and sandstone to control stability of the rock mass
 - mills built on hillsides use gravity to transport ore through beneficiation steps



Churyumov-Gerasimenko

Target: Volatile Ices

- mining method derived from in situ solution and block caving
- likely asteroids:
 - Group 0
- mining sequence:
 - primary fragmentation
 - – bagging of major fragments
 - heating
 - fragmentation of refractory portion(s)
 - repeat as needed





Target: REEs

- mining method derived from bulk mining of disseminated metal orebodies
- likely asteroids:
 - Groups 1-3
- mining sequence for spin caving:
 - maintain or increase body spin
 - set up two opposing bags sized for half the body
 - blast even-massed layers off both ends simultaneously – repeat
 - wind up and release inter-bag tether to segregate fragments



Target: PGEs

- mining method derived from narrow-vein deposit methods
- likely asteroids:
 - large, cohesive Group 2 bodies
- mining sequence:
 - locate vein outcrops
 - fragment & excavate with gripper-based continuous miner






Lutetia

Target: Native Metals


- mining method derived from smelting
- likely asteroids:
 - Group 3a, some Group 3b
- mining sequence:
 - bag the body
 - solar concentrator for differential heating





What About Rubble Pile Asteroids?

- it depends on particle compositions & sizes
- gain experience with small, monolithic bodies
 - mineral economics determines minimum size
 - orbital dynamics and rock strength determine maximum size
- then “move up” to multi-component bodies



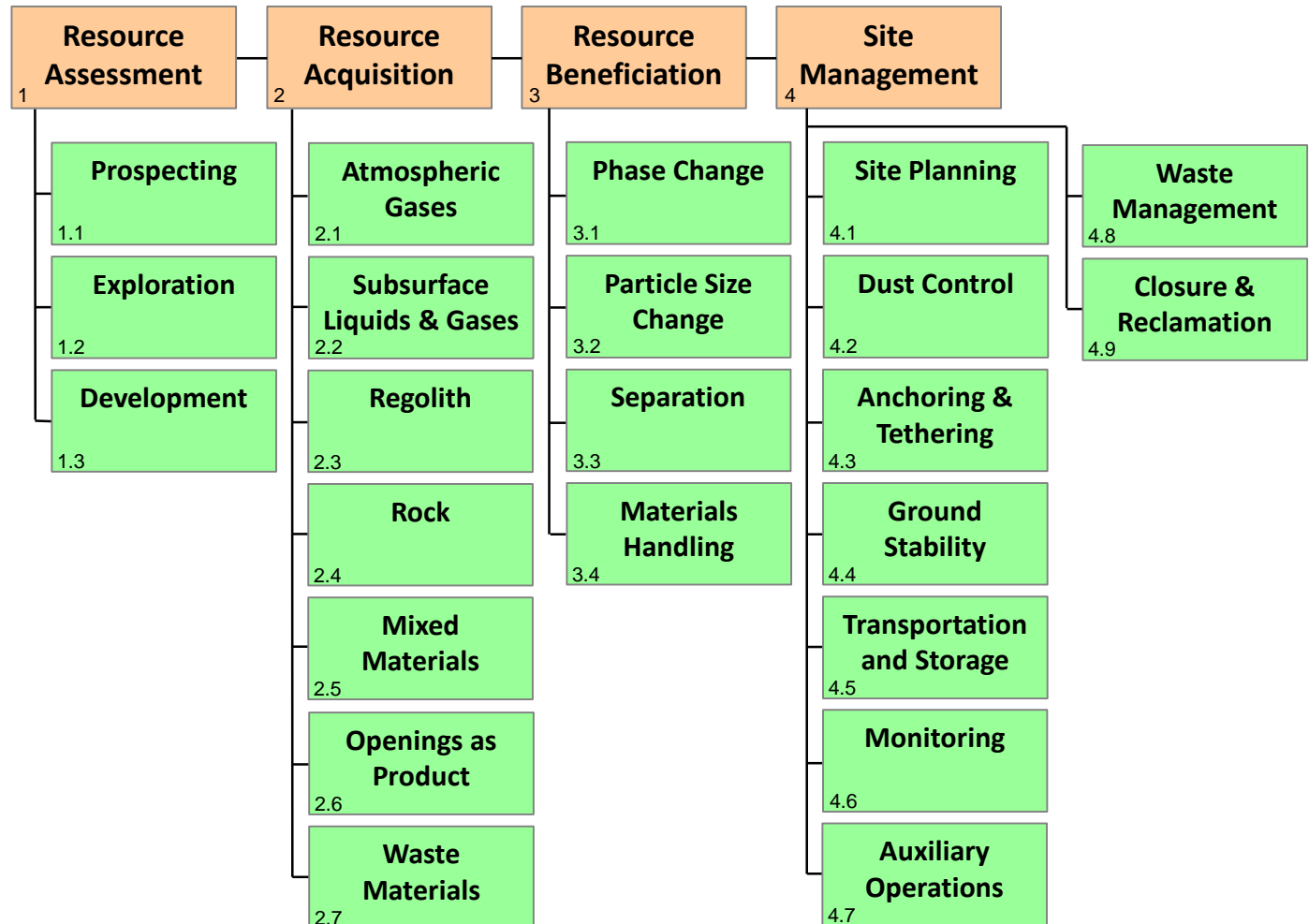
Mining Method w.r.t. Asteroid Size

- smallest bodies likely to be monolithic and free of regolith cover
- intermediate-sized bodies may require hierarchical approach:
 - fragment into sizes amenable to small-body methods
- largest bodies may be amenable to underground mining techniques
 - especially if ore occurs in narrow veins

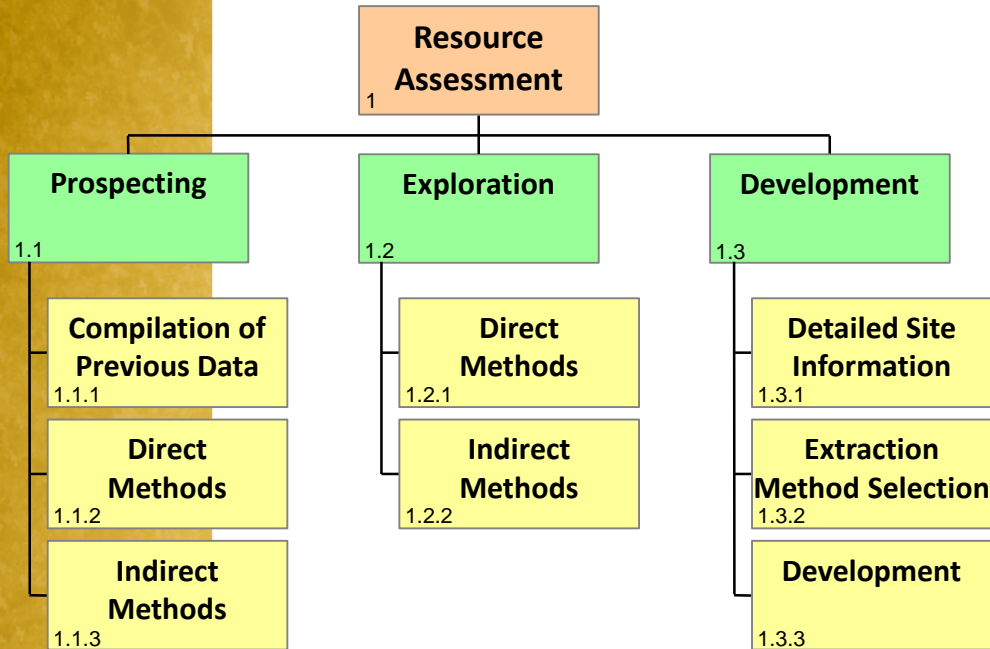
Questions?

Backup Slides

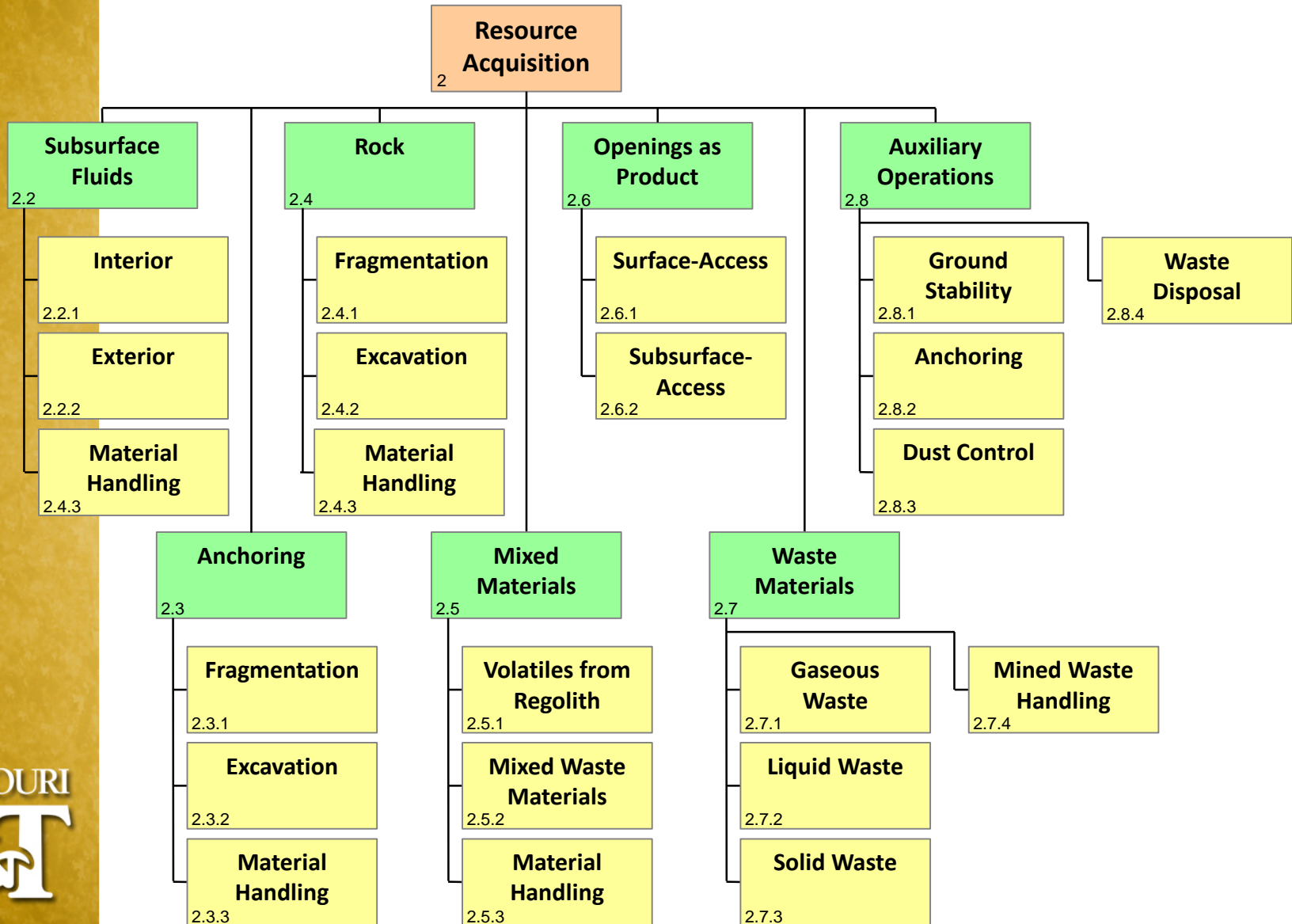
Generic Resource Extraction



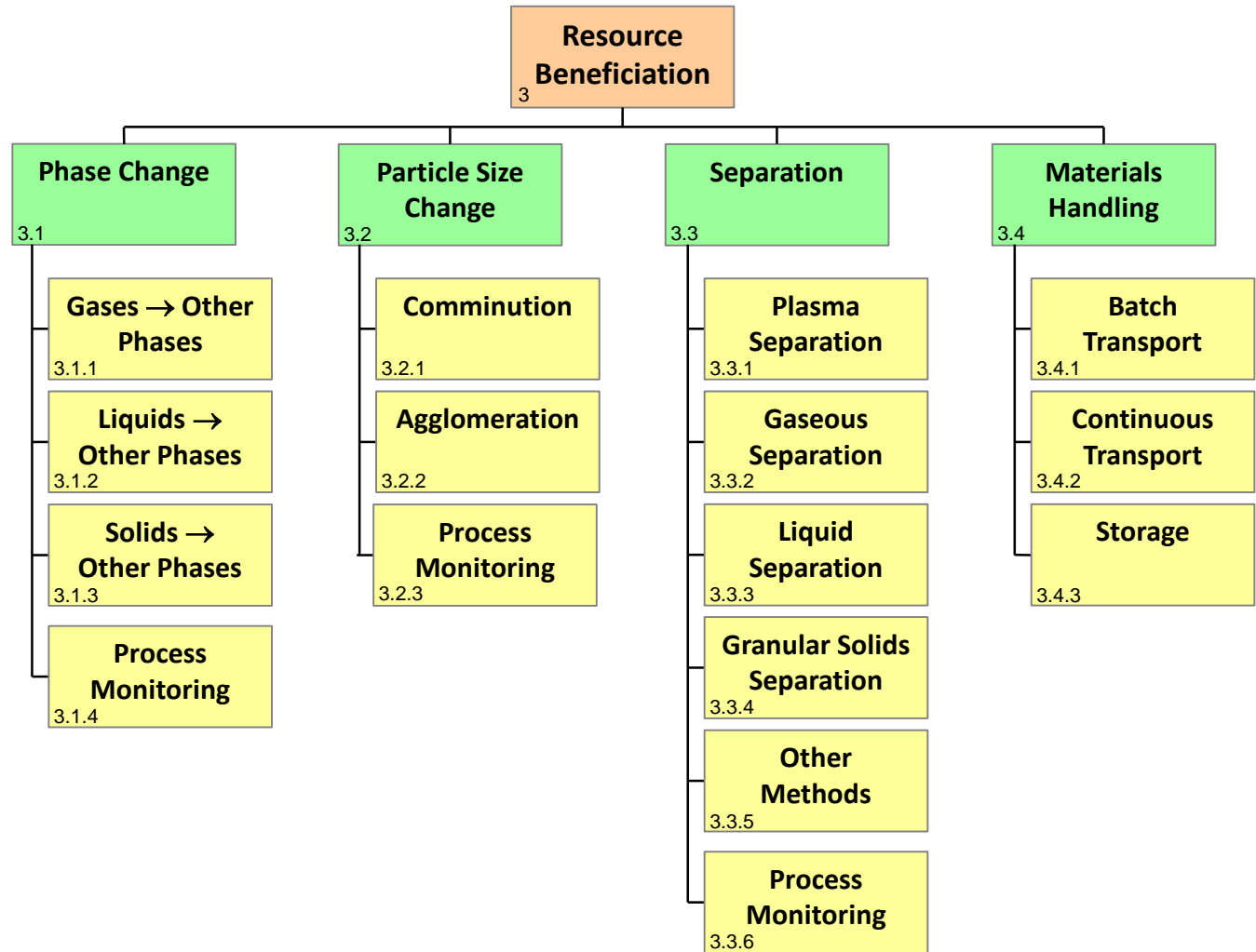
Resource Assessment Components




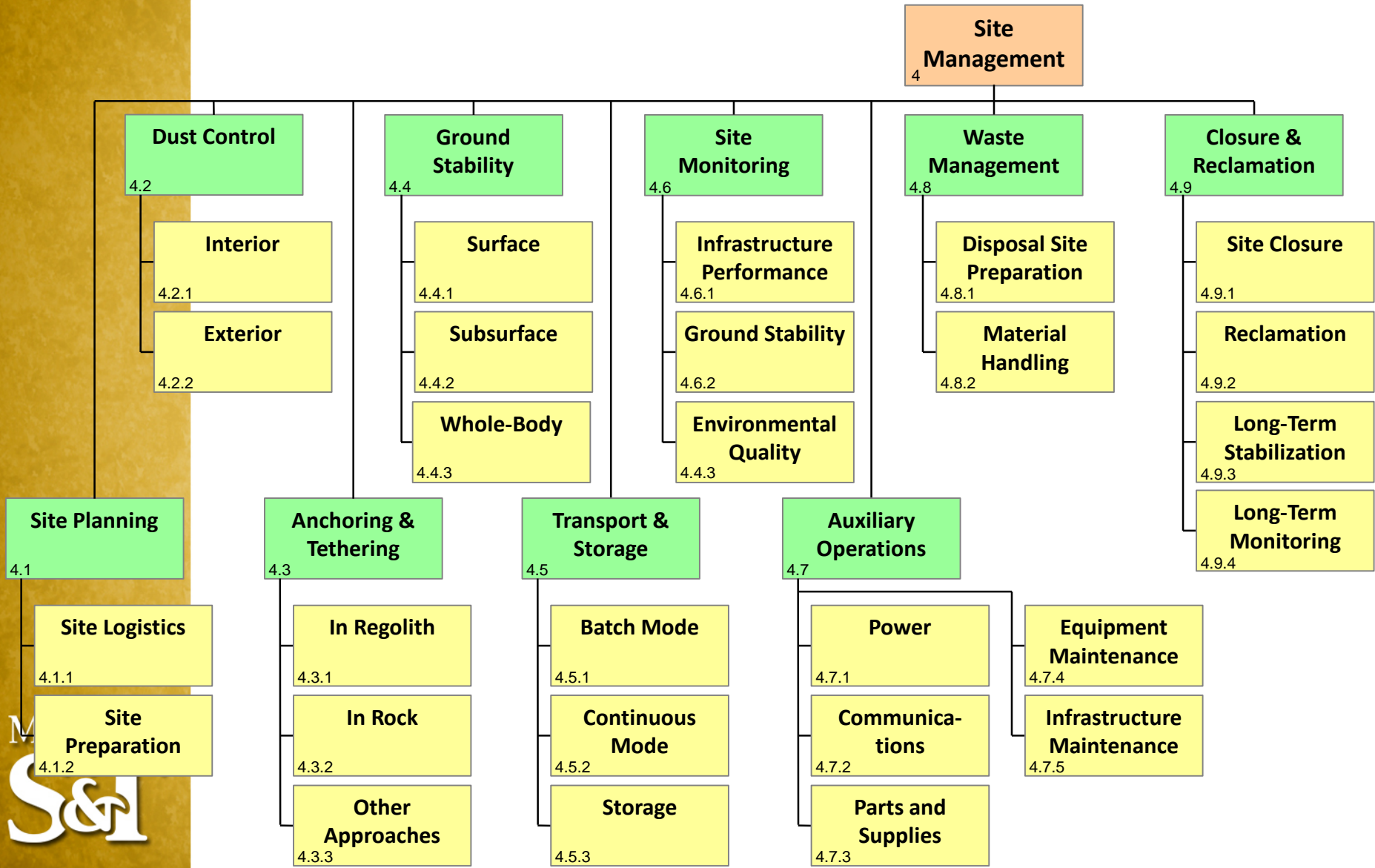
Resource Extraction Components



Resource Beneficiation Components



Mine Site Management



Mining

- mineral deposits form when natural processes segregate substances
 - if it's a substance humans can use, then the deposit is a potential orebody
 - most mineral deposits are not of interest, so aren't studied or mined
- natural segregation accomplishes part of the beneficiation required for extraction
 - can be as simple as the carbonaceous chondrite proportion of the NEO population
 - or as complex as PGE* veins in multi-lithology breccia

*platinum-group element

Mining Methods

- classified by access type
 - surface
 - underground
- classified by ground support type
 - naturally supported
 - artificially supported
 - unsupported, allowed to fail
- classification by deposit type
 - same unit operations often accomplished by various technologies / methods

Mining Methods by Access

- surface
 - open-pit
 - quarry
 - area mine
- underground
 - categorized by support type (next slide)

Mining Methods by Support Type

- naturally supported
 - room-and-pillar
 - sublevel stoping
 - longhole open stoping
- artificially supported
 - cut-and-fill
 - overhand
 - underhand
 - shrinkage stoping
 - vertical crater retreat
- unsupported – allowed to fail
 - longwall/shortwall
 - sublevel caving
 - block/panel caving

Mining Methods by Deposit Type

- fuel minerals
 - coal
 - uranium
- nonfuel minerals
 - base metals
 - precious metals
 - industrial minerals
 - construction materials
- rock type
 - hard rock (> 50-100 MPa)
 - soft rock
- petroleum
- water
 - fresh surface water
 - salt surface water
 - groundwater